

Holding of Specified Securities

Annexure - I

1. Name of Listed Entity:	SERVOTECH POWER SYSTEMS LIMITED		
2. Scrip Code/Name of Scrip/Class of Security	SERVOTECH		
3. Share Holding Pattern Filed under: Reg. 31(1)(a)/Reg. 31(1)(b)/Reg. 31(1)(c)	SERVOTECH		
a. If under 31(1)(b) then indicate the report for Quarter ending	31.03.2018		
b. If under 31(1)(c) then indicate date of allotment/extinguishment			
4. Declaration: The Listed entity is required to submit the following declaration to the extent of submission of information:-			
	Particulars	Yes*	No*
1	Whether the Listed Entity has issued any partly paid up shares?	-	No
2	Whether the Listed Entity has issued any Convertible Securities or Warrants?	-	No
3	Whether the Listed Entity has any shares against which depository receipts are issued?	-	No
4	Whether the Listed Entity has any shares in locked-in?	YES	-
5	Whether any shares held by promoters are pledged or otherwise encumbered?	-	No
* If the Listed Entity selects the option 'No' for the questions above, the columns for the partly paid up shares, Outstanding Convertible Securities/Warrants, depository receipts, locked-in shares, No of shares pledged or otherwise encumbered by promoters, as applicable, shall not be displayed at the time of dissemination on the Stock Exchange website. Also wherever there is 'No' declared by Listed Entity in above table the values will be considered as 'Zero' by default on submission of the format of holding of specified securities.			






Table I - SUMMARY STATEMENT HOLDING OF SPECIFIED SECURITIES

Code gory (i)	Category of shareholder (ii)	No.s of Share holders (iii)	No. of fully paid up equity Share held (iv)	No.s of Partly paid-up equity Share held (v)	No. of shares underlying Depository Receipts (vi)	Total nos. shares held (vii) = (iv)+(v)+(vi)	Shareholding as a % of total no. of shares (calculated as per SCRR, 1957) (viii) As a % of (A+B+C2)	Number of Voting Rights held in each class of securities (ix)			No. of Shares Underlying convertible securities (including Warrants) (x)	Shareholding, as a % assuming full conversion of convertible securities as a % of diluted share capital (xi) = (vii) + (x) As a % of (A+B+C2)	Number of Locked in shares (xii)		Number of Shares pledged or otherwise encumbered (xiii)		Number of equity shares held in dematerialized form (xiv)
								Class Equity x	Class Others y	Total as a % of (A+B+C)			No. (a)	As a % of total shares held (b)	No. (a)	As a % of total shares held (b)	
(A)	Promoter & Promoter Group	8	12676250	0	0	12676250	69.2297	0	12676250	69.2297	12676250	100.0000	0	0.0000	0	0.0000	12676250
(B)	Public	313	5634179	0	0	5634179	30.7703	0	5634179	30.7703	754179	13.3858	NA	NA	NA	NA	5450079
(C)	Non Promoter-Non Public	0	0	0	0	0	0	0	0	0	0	0.0000	0	0.0000	0	0.0000	0
(C1)	Shares underlying DRs	0	0	0	0	0	NA	0	0	0	0	0.0000	0	0.0000	0	0.0000	0
(C2)	Shares held by Employee Trusts	0	0	0	0	0	0	0	0	0	0	0.0000	0	0.0000	0	0.0000	0
	Total	321	18310429	0	0	18310429	0	0	18310429	100.0000	13430429	73.3485	0	0.0000	0	0.0000	18126279




Table II - STATEMENT SHOWING SHAREHOLDING PATTERN OF THE PROMOTER AND PROMOTER GROUP

Category & Name of the shareholders (i)	PAN (ii)	No of Share holders (iii)	No of fully paid up Shares held (iv)	Partly paid-up equity Share held (v)	No. of shares underlying Depository Receipts (vi)	Total nos. shares held (vii)=(v)+(vi)	Shareholding % calculated as per SCRR, 1957 As a % of (A+B+C2) (viii)	Number of Voting Rights held in each class of securities (ix)			Shareholding, full conversion of convertible securities (as a % of diluted share capital) (X)=(vii)+(X)+(A+B+C2)	Number of Locked In Shares (xii)	Number of Shares pledged or otherwise encumbered (xiii)		Number of equity shares held in dematerialized form (xiv)		
								No of Voting Rights					No. (a)	As a % of total shares held (b)		No. (a)	As a % of total shares held (b)
								Class Equity	Class Others	Total							
1 Indian																	
(a) Individuals/Hindu undivided Family																	
RAMAN BHATIA		1	6574875	0	0	6574875	35.9067	6574875	0	6574875	6574875	100.0000	0	0.0000			
SARIKA BHATIA		1	2525675	0	0	2525675	13.7936	2525675	0	2525675	2525675	100.0000	0	0.0000			
Total		2	9100350	0	0	9100350	49.7004	9100350	0	9100350	9100350	100.0000	0	0.0000			
(b) Central Government/State Government(s)																	
Total		0	0	0	0	0	0.0000	0	0	0	0	0.0000	0	0.0000			
(c) Financial Institutions/Banks																	
Total		0	0	0	0	0	0.0000	0	0	0	0	0.0000	0	0.0000			
(d) Any Other/DIRECTORS RELATIVES																	
RAMAN BHATIA HUF		1	3079175	0	0	3079175	16.8165	3079175	0	3079175	3079175	100.0000	0	0.0000			
MANOHAR LAL BHATIA		1	284375	0	0	284375	1.5531	284375	0	284375	284375	100.0000	0	0.0000			
VIKAS BHATIA		1	1875	0	0	1875	0.0102	1875	0	1875	1875	100.0000	0	0.0000			
SUDESH BHATIA		1	1875	0	0	1875	0.0102	1875	0	1875	1875	100.0000	0	0.0000			
RISHABH BHATIA		1	101800	0	0	101800	0.5560	101800	0	101800	101800	100.0000	0	0.0000			
KANAV BHATIA		1	106800	0	0	106800	0.5833	106800	0	106800	106800	100.0000	0	0.0000			
Total		6	3575900	0	0	3575900	19.5293	3575900	0	3575900	3575900	100.0000	0	0.0000			
Sub-total (A)(1)		8	12676250	0	0	12676250	69.2297	12676250	0	12676250	12676250	100.0000	0	0.0000			
2 Foreign																	
(a) Individuals(Non-Resident Individuals/Foreign Individuals)																	
Total		0	0	0	0	0	0.0000	0	0	0	0	0.0000	0	0.0000			
(b) Government																	
Total		0	0	0	0	0	0.0000	0	0	0	0	0.0000	0	0.0000			
(c) Institutions																	
Total		0	0	0	0	0	0.0000	0	0	0	0	0.0000	0	0.0000			
(d) Foreign Portfolio Investor																	
Total		0	0	0	0	0	0.0000	0	0	0	0	0.0000	0	0.0000			
Total		0	0	0	0	0	0.0000	0	0	0	0	0.0000	0	0.0000			
Sub-total (A)(2)		0	0	0	0	0	0.0000	0	0	0	0	0.0000	0	0.0000			
Total Shareholding of Promoter and Promoter Group (A) = (A)(1)+(A)(2)		8	12676250	0	0	12676250	69.2297	12676250	0	12676250	12676250	100.0000	0	0.0000			

Details of Shares which remain unclaimed may be given hear along with details such as number of shareholders, outstanding shares held in demat/unclaimed suspense account, voting rights which are frozen etc.

Note:

(1) PAN would not be displayed on website of Stock Exchange(s).

(2) The term "Encumbrance" has the same meaning as assigned under regulation 28(3) of SEBI (Substantial Acquisition of Shares and Takeovers) Regulations, 2011.




Table III - STATEMENT SHOWING SHAREHOLDING PATTERN OF THE PUBLIC SHAREHOLDER

Category & Name of the shareholders (i)	PAN (ii)	No. of Share holders (iii)	No. of fully paid up Share held (iv)	Partly paid-up Share held (v)	No. of shares underlying Depository Receipts (vi)	Total nos. shares held (vii) = (iv)+(v)+(vi)	Shareholding % as per SCRR, 1957 As a % of (A+B+C2) (viii)	Number of Voting Rights held in each class of securities (ix)			No. of Shares Underlying Outstanding convertible securities (including Warrants) (x)	Total Shareholding, as a % assuming full conversion of convertible securities (as a percentage of diluted share capital) (XI) = (VII)+(X) As a % of (A+B+C2)	Number of Locked in shares (XII)		Number of Shares pledged or otherwise encumbered (XIII)		Number of equity shares held in dematerialized form (XIV)
								Class Equity X	Class Others Y	Total Z			No. (a)	As a % of total shares held (b)	No. (Not applicable) (a)	As a % of total shares held (b)	
1 Institutions																	
(a) Mutual Funds		0	0	0	0	0	0.0000	0	0	0	0.0000	0	0.0000	0	0.0000	0	0.0000
(b) Venture Capital Funds		0	0	0	0	0	0.0000	0	0	0	0.0000	0	0.0000	0	0.0000	0	0.0000
(c) Alternate Investment Funds		0	0	0	0	0	0.0000	0	0	0	0.0000	0	0.0000	0	0.0000	0	0.0000
(d) Foreign Venture Capital Investors		0	0	0	0	0	0.0000	0	0	0	0.0000	0	0.0000	0	0.0000	0	0.0000
(e) Foreign Portfolio Investors		0	0	0	0	0	0.0000	0	0	0	0.0000	0	0.0000	0	0.0000	0	0.0000
(f) Financial Institutions/Banks		0	0	0	0	0	0.0000	0	0	0	0.0000	0	0.0000	0	0.0000	0	0.0000
(g) Insurance Companies		0	0	0	0	0	0.0000	0	0	0	0.0000	0	0.0000	0	0.0000	0	0.0000
(h) Provident Funds/Pension Funds		0	0	0	0	0	0.0000	0	0	0	0.0000	0	0.0000	0	0.0000	0	0.0000
SUB TOTAL (B)(1)		0	0	0	0	0	0.0000	0	0	0	0.0000	0	0.0000	0	0.0000	0	0.0000
2 Central/ State government(s)																	
(a) Central Government/ State Government(s)/President of India		0	0	0	0	0	0.0000	0	0	0	0.0000	0	0.0000	0	0.0000	0	0.0000
SUB TOTAL (B)(2)		0	0	0	0	0	0.0000	0	0	0	0.0000	0	0.0000	0	0.0000	0	0.0000
3 Non-institutions																	
(a) Individuals - i. Individual shareholders holding nominal 1) share capital up to Rs. 2 lakhs.		256	1490623	0	0	1490623	8.1408	0	1490623	0	8.1408	422623	28.3521	0	NA	NA	1419376
(a) INDIVIDUAL - ii. Individual shareholders holding nominal 2) share capital in excess of Rs. 2 lakhs.		30	3630911	0	0	3630911	19.8297	0	3630911	0	19.8297	250911	6.9104	0	NA	NA	3598653
BHUPENDRA WATHURADAS SHAH		1	1840000	0	0	1840000	1.0049	0	1840000	0	1.0049	0	0.0000	0	NA	NA	1840000
GITA KIRITAMBANI		1	5560000	0	0	5560000	3.0385	0	5560000	0	3.0385	0	0.0000	0	NA	NA	5560000
HARDIK MANOJ SHAH		1	1840000	0	0	1840000	1.0049	0	1840000	0	1.0049	0	0.0000	0	NA	NA	1840000
MAHESH DINKAR VAZE		1	9040000	0	0	9040000	4.9371	0	9040000	0	4.9371	0	0.0000	0	NA	NA	9040000
RUCHI PRAHOD GUPTA		1	2320000	0	0	2320000	1.2670	0	2320000	0	1.2670	0	0.0000	0	NA	NA	2320000
VAISHALI YATIN SHAH		1	2680000	0	0	2680000	1.4636	0	2680000	0	1.4636	0	0.0000	0	NA	NA	2680000
PRAHOD GUPTA HUF		1	2680000	0	0	2680000	1.4636	0	2680000	0	1.4636	0	0.0000	0	NA	NA	2680000
(b) NBFCs registered with RBI		0	0	0	0	0	0.0000	0	0	0	0.0000	0	0.0000	0	NA	NA	0
(c) Employee Trusts		0	0	0	0	0	0.0000	0	0	0	0.0000	0	0.0000	0	NA	NA	0
(d) Overseas Depositories (holding DRs) (balancing figure)		0	0	0	0	0	0.0000	0	0	0	0.0000	0	0.0000	0	NA	NA	0
(e) Any Other(BODIES CORPORATE)		16	220645	0	0	220645	1.2050	0	220645	0	1.2050	80645	36.5497	0	NA	NA	140000
(e) Any Other(CLEARING MEMBER)		7	1200000	0	0	1200000	0.6554	0	1200000	0	0.6554	0	0.0000	0	NA	NA	1200000
(e) Any Other(MARKET MAKER)		1	1600000	0	0	1600000	0.8738	0	1600000	0	0.8738	0	0.0000	0	NA	NA	1600000
(e) Any Other(NON RESIDENT INDIANS (NRI))		3	12000	0	0	12000	0.0655	0	12000	0	0.0655	0	0.0000	0	NA	NA	12000
SUB TOTAL (B)(3)		313	5634179	0	0	5634179	30.7703	0	5634179	0	30.7703	754179	13.3858	0	NA	NA	5450029
Total Public Shareholding (B) = (B)(1)+(B)(2)+(B)(3)		313	5634179	0	0	5634179	30.7703	0	5634179	0	30.7703	754179	13.3858	0	NA	NA	5450029

Details of the shareholders acting as persons in Concert including their Shareholding (No. and %): 0

Details of Shares which remain unclaimed may be given hear along with details such as number of shareholders, outstanding shares held in demat/unclaimed suspense account, voting rights which are frozen etc.

Note: (1) PAN would not be displayed on website of Stock Exchange(s). (2) The above format needs to be disclosed along with the name of following persons: Institutions/Non-Institutions holding more than 1% of total number of shares.

